



Providing Pathways to End Youth Homelessness

Program Snapshot November 2024

HOPE 4 Youth Center Youth Statistics

405

H4Y Center Visits
Children Visits = 63
Total Visits = 468
YTD Youth Visits = 3803

187

Unique Youth
Under 18 = 10
YTD Youth = 574

35

New Enrollments
YTD = 332

H4Y Center Community Referrals

Basic Needs	1
Education	0
Emergency Shelter	6
Employment	0
Financial Assistance	2
Health (physical, mental, etc.) Support	3
Housing	5
Legal Support	1
Parenting Support	0
Domestic Violence	0
Total Community Referrals	18

Case Management Services – All Programs

140 Youth Received 226 Hours of Case Management Services

H4Y Center: 132 (70%) - youth received CM
H4Y Center: 181 youth received 1172 basic need supports

H4Y Center On-Site Resources


Transportation Supports =	31
Amount of Transportation Supports =	\$542
Food Shelf Visits =	340
Clothing Closet Visits =	172
Hygiene Closet Visits =	300
Meals Eaten =	247
On-Site Professional Services =	10

H4Y Center Parenting Youth

Number of Children Visits = 63
Youth w/Children present = 28 (15%)
Baby Products Provided = 25
Community Referrals Parenting Support = 0

HOPE Place Youth Statistics - 11 youth served

1 open units, 0 move-out, 0 move in
4 residents continue to work on a career path (retail management, retail, mental health specialist)
8 residents are working (4 FT, 4 PT)
3 enrolled in post-secondary education
1 enrolled in full-time High School
2 enrolled in GED Program
1 enrolled in Adult Diploma Program
5 are receiving health support (physical, mental)



MISSION OUTCOME – November 2024

Participants Assisted w/Housing Stability = 22

Prevention (assisted in maintaining current housing) = 8

Rapid Rehousing (assisted in finding permanent housing) = 1

H4Y Housing Stability Assistance (rent and deposits) = 1

HOPE Place New Resident = 0

HOPE Place Successful Completion = 0

Host Homes (assisted youth in alternative housing option) = 1

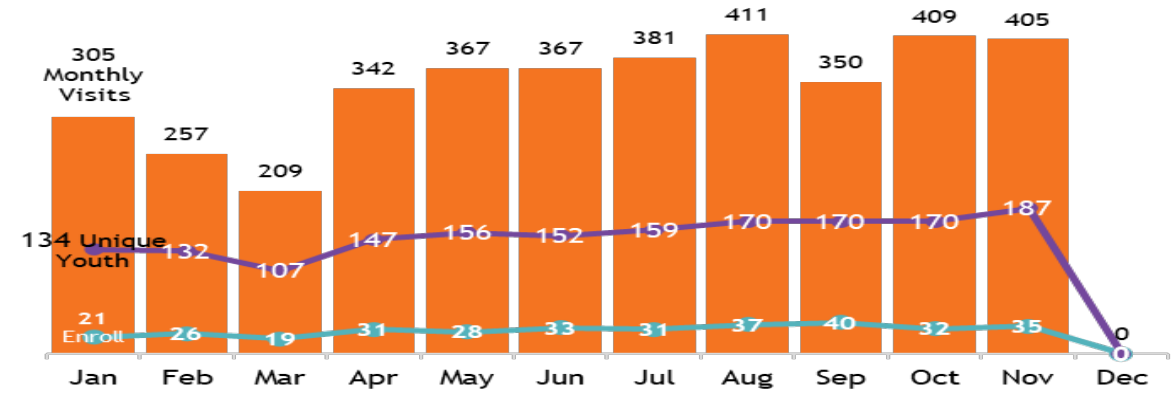
Referrals for Transitional or Permanent Housing = 5

Community Referrals for Emergency Shelter = 6

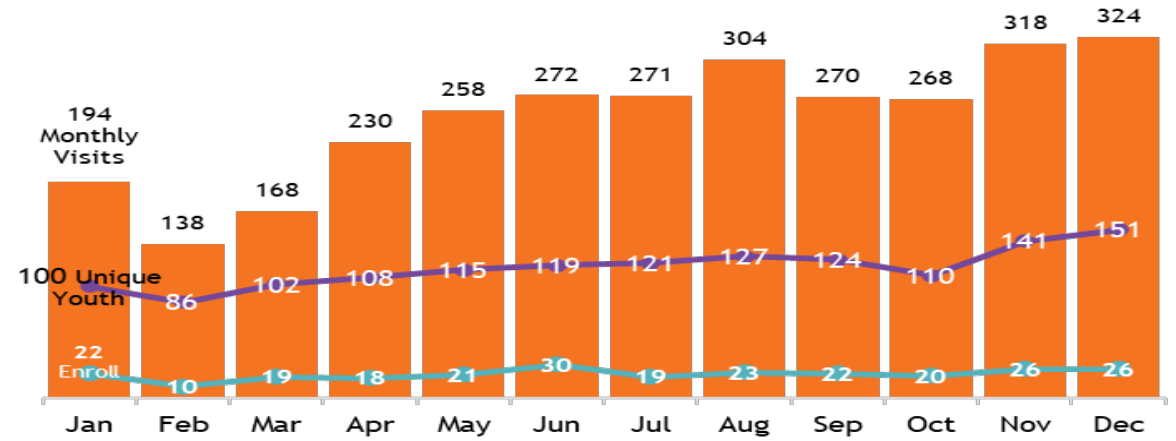
Dollars toward rent supports = **\$14,629**

Year Over Year H4Y Center Data

2024



2023



2022

