



Providing Pathways to End Youth Homelessness

# Program Snapshot December 2024

## HOPE 4 Youth Center Youth Statistics

**476**

H4Y Center Visits  
Children Visits = 85  
Total Visits = 561  
YTD Youth Visits = 4375

**225**

Unique Youth  
Under 18 = 9  
YTD Youth = 625

**46**

New Enrollments  
YTD = 386

### H4Y Center Community Referrals

Basic Needs	13
Education	0
Emergency Shelter	2
Employment	0
Financial Assistance	4
Health (physical, mental, etc.) Support	0
Housing	4
Legal Support	3
Parenting Support	0
Domestic Violence	0
<b>Total Community Referrals</b>	<b>26</b>

### Case Management Services – All Programs

**162 Youth Received 201 Hours of Case Management Services**

H4Y Center: 151 (68%) - youth received CM  
H4Y Center: 216 youth received 1288 basic need supports

### H4Y Center On-Site Resources


Transportation Supports =	28
Amount of Transportation Supports =	<b>\$482</b>
Food Shelf Visits =	384
Clothing Closet Visits =	181
Hygiene Closet Visits =	335
Meals Eaten =	239
On-Site Professional Services =	6

### H4Y Center Parenting Youth

Number of Children Visits = 85  
Youth w/Children present = 32 (14%)  
Baby Products Provided = 39  
Community Referrals Parenting Support = 0

### HOPE Place Youth Statistics - 11 youth served

1 open units, 0 move-out, 0 move in  
4 residents continue to work on a career path (retail management, retail, mental health specialist)  
10 residents are working (5 FT, 4 PT)  
3 enrolled in post-secondary education  
1 enrolled in full-time High School  
2 enrolled in GED Program  
1 enrolled in Adult Diploma Program  
5 are receiving health support (physical, mental)



## MISSION OUTCOME – December 2024

### Participants Assisted w/Housing Stability = 16

Prevention (assisted in maintaining current housing) = 6

Rapid Rehousing (assisted in finding permanent housing) = 1

H4Y Housing Stability Assistance (rent and deposits) = 2

HOPE Place New Resident = 0

HOPE Place Successful Completion = 0

Host Homes (assisted youth in alternative housing option) = 1

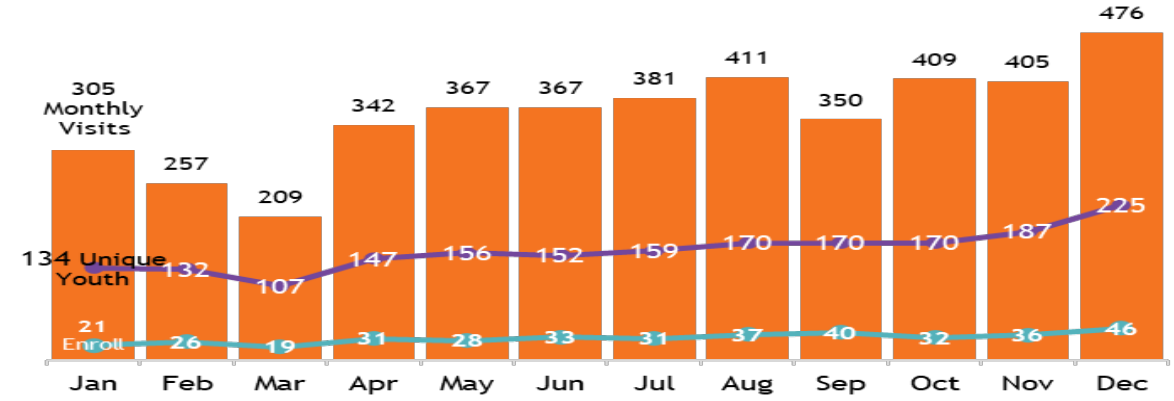
Referrals for Transitional or Permanent Housing = 4

Community Referrals for Emergency Shelter = 2

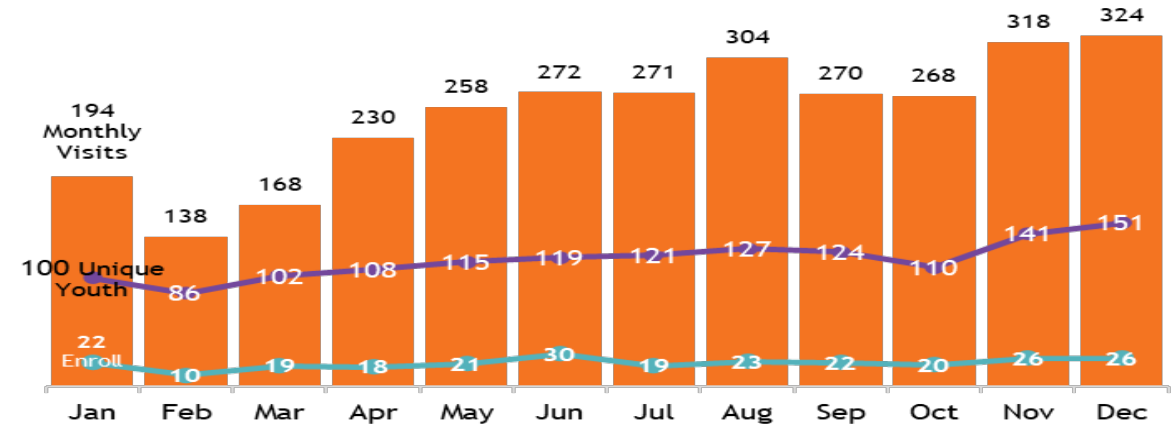
Dollars toward rent supports = **\$10,112.00**

## Year Over Year H4Y Center Data

2024



2023



2022

