



Providing Pathways to End Youth Homelessness

Program Snapshot January 2025

HOPE 4 Youth Center Youth Statistics

450

H4Y Center Visits
Children Visits = 95
Total Visits = 545
YTD Youth Visits = 450

185

Unique Youth
Under 18 = 8
YTD Youth = 185

45

New Enrollments
YTD = 45

H4Y Center Community Referrals

Basic Needs	2
Education	0
Emergency Shelter	11
Employment	1
Financial Assistance	17
Health (physical, mental, etc.) Support	9
Housing	10
Legal Support	1
Parenting Support	0
Domestic Violence	7
Total Community Referrals	58

Case Management Services – All Programs

129 Youth Received 206 Hours of Case Management Services

70% of Youth Received CM

H4Y Center: 175 youth received 1249 basic need supports

H4Y Center On-Site Resources


Transportation Supports =	44
Amount of Transportation Supports =	\$685
Food Shelf Visits =	366
Clothing Closet Visits =	181
Hygiene Closet Visits =	321
Meals Eaten =	263
On-Site Professional Services =	29

H4Y Center Parenting Youth

Number of Children Visits = 95
Youth w/Children present = 35 (19%)
Baby Products Provided = 52
Community Referrals Parenting Support = 0

HOPE Place Youth Statistics - 11 youth served

2 open units, 0 move-out, 1 move in
4 residents continue to work on a career path (retail management, retail, mental health specialist)
9 residents are working (5 FT, 4 PT)
2 enrolled in post-secondary education
1 enrolled in full-time High School
1 enrolled in GED Program
3 are receiving health support (physical, mental)



MISSION OUTCOME – December 2025

Participants Assisted w/Housing Stability = 37

Prevention (assisted in maintaining current housing) = 10

Rapid Rehousing (assisted in finding permanent housing) = 2

H4Y Housing Stability Assistance (rent and deposits) = 2

HOPE Place New Resident = 0

HOPE Place Successful Completion = 1

Host Homes (assisted youth in alternative housing option) = 1

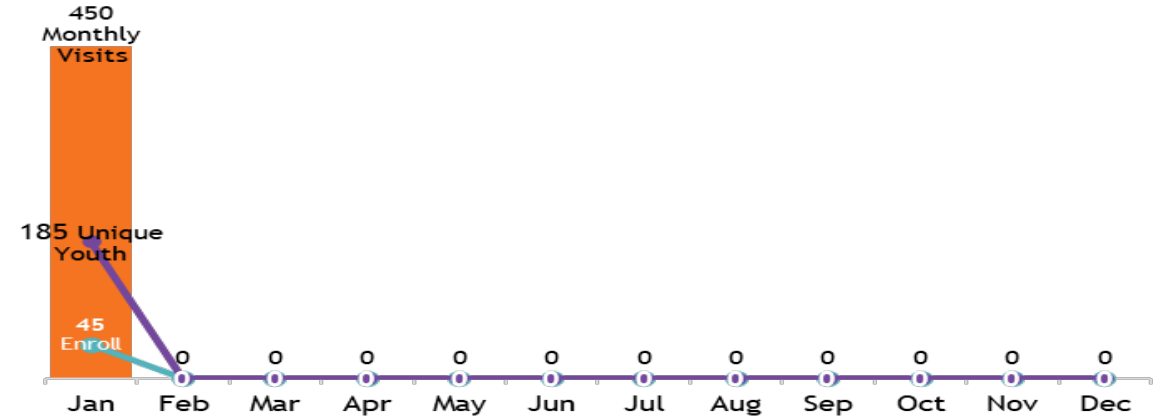
Referrals for Transitional or Permanent Housing = 10

Community Referrals for Emergency Shelter = 11

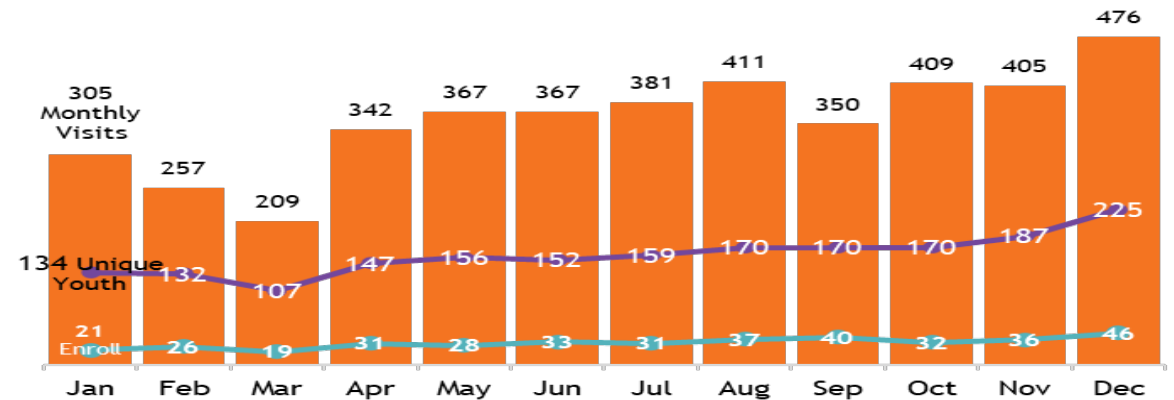
Dollars toward rent supports = **\$17,652.09**

Year Over Year H4Y Center Data

2025



2024



2023

