



Providing Pathways to End Youth Homelessness

Program Snapshot February 2025

HOPE 4 Youth Center Youth Statistics

410

H4Y Center Visits
Children Visits = 65
Total Visits = 475
YTD Youth Visits = 860

190

Unique Youth
Under 18 = 11
YTD Youth = 280

44

New Enrollments
YTD = 90

H4Y Center Community Referrals

Basic Needs	10
Education	0
Emergency Shelter	14
Employment	5
Financial Assistance	17
Health (physical, mental, etc.) Support	15
Housing	14
Legal Support	9
Parenting Support	1
Domestic Violence	0
Total Community Referrals	85

Case Management Services – All Programs

143 Youth Received 205 Hours of Case Management Services

75% of Youth Received CM

H4Y Center: 185 youth received 1096 basic need supports

H4Y Center On-Site Resources


Transportation Supports =	37
Amount of Transportation Supports =	\$615
Food Shelf Visits =	344
Clothing Closet Visits =	156
Hygiene Closet Visits =	297
Meals Eaten =	229
On-Site Professional Services =	66

H4Y Center Parenting Youth

Number of Children Visits = 65
Youth w/Children present = 29 (15%)
Baby Products Provided = 41
Community Referrals Parenting Support = 1

HOPE Place Youth Statistics - 12 youth served

0 open units, 0 move-out, 1 move in
5 residents continue to work on a career path (retail management, retail, mental health specialist)
9 residents are working (6 FT, 3 PT)
2 enrolled in post-secondary education
0 enrolled in full-time High School
1 enrolled in GED Program
4 are receiving health support (physical, mental)



MISSION OUTCOME – February 2025

Participants Assisted w/Housing Stability = 40

Prevention (assisted in maintaining current housing) = 7

Rapid Rehousing (assisted in finding permanent housing) = 1

H4Y Housing Stability Assistance (rent and deposits) = 1

HOPE Place New Resident = 1

HOPE Place Successful Completion = 0

Host Homes (assisted youth in alternative housing option) = 2

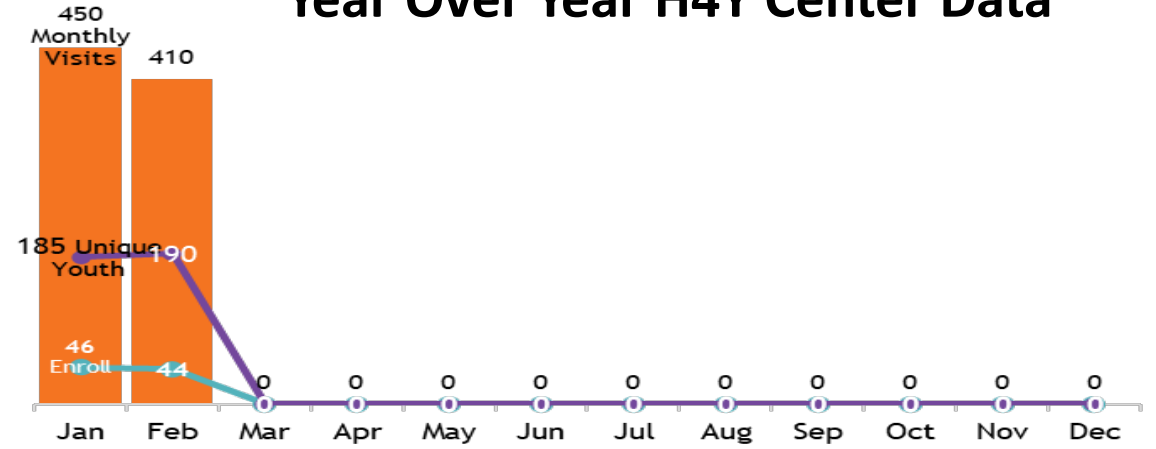
Referrals for Transitional or Permanent Housing = 14

Community Referrals for Emergency Shelter = 14

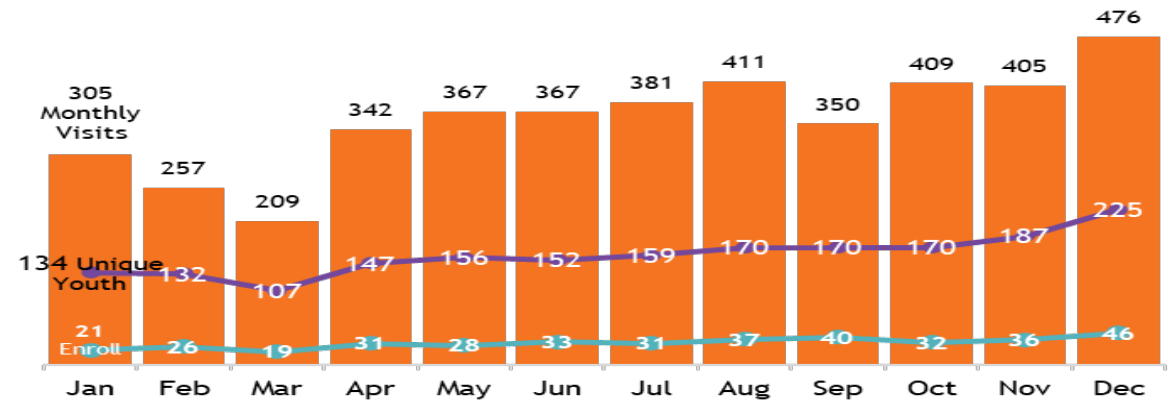
Dollars toward rent supports = **\$7,561**

Year Over Year H4Y Center Data

2025



2024



2023

