



Providing Pathways to End Youth Homelessness

Program Snapshot March 2025

HOPE 4 Youth Center Youth Statistics

466

H4Y Center Visits
Children Visits = 95
Total Visits = 561
YTD Youth Visits = 1326

202

Unique Youth
Under 18 = 18
YTD Youth = 360

40

New Enrollments
YTD = 130

H4Y Center Community Referrals

Basic Needs	13
Education	1
Emergency Shelter	10
Employment	5
Financial Assistance	6
Health (physical, mental, etc.) Support	9
Housing	15
Legal Support	6
Parenting Support	1
Domestic Violence	1
Total Community Referrals	67

Case Management Services – All Programs

151 Youth Received 220 Hours of Case Management Services

75% of Youth Received CM

H4Y Center: 192 youth received 1206 basic need supports

H4Y Center On-Site Resources


Transportation Supports =	33
Amount of Transportation Supports =	\$595
Food Shelf Visits =	365
Clothing Closet Visits =	154
Hygiene Closet Visits =	310
Meals Eaten =	279
On-Site Professional Services =	24

H4Y Center Parenting Youth

Number of Children Visits = 95
Youth w/Children present = 37 (19%)
Baby Products Provided = 49
Community Referrals Parenting Support = 1

HOPE Place Youth Statistics - 12 youth served

0 open units, 0 move-out, 0 move in
6 residents continue to work on a career path (retail management, retail, mental health specialist)
9 residents are working (6 FT, 3 PT)
2 enrolled in post-secondary education
0 enrolled in full-time High School
1 enrolled in GED Program
4 are receiving health support (physical, mental)



MISSION OUTCOME – March 2025

Participants Assisted w/Housing Stability = 36

Prevention (assisted in maintaining current housing) = 6

Rapid Rehousing (assisted in finding permanent housing) = 2

H4Y Housing Stability Assistance (rent and deposits) = 1

HOPE Place New Resident = 0

HOPE Place Successful Completion = 0

Host Homes (assisted youth in alternative housing option) = 2

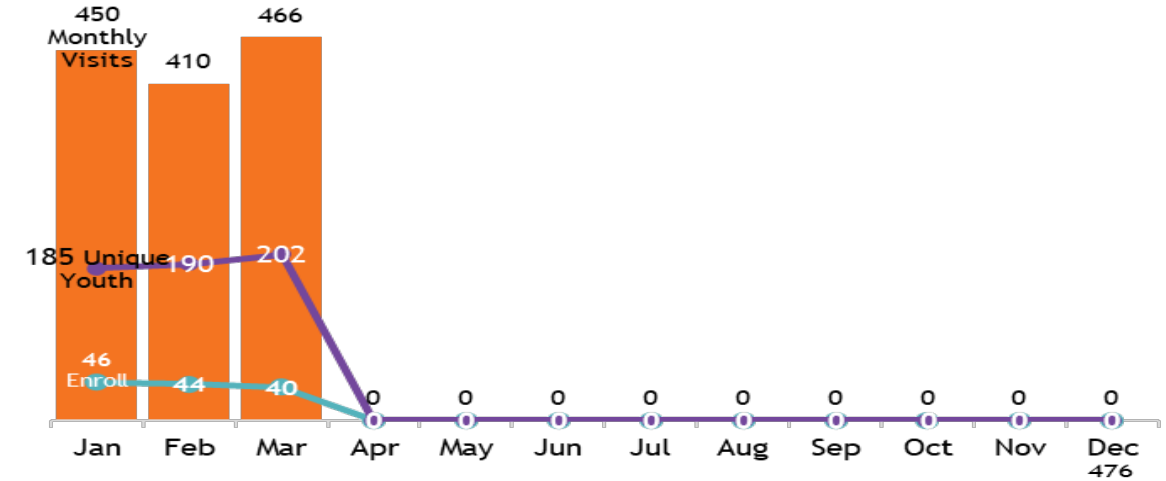
Referrals for Transitional or Permanent Housing = 15

Community Referrals for Emergency Shelter = 10

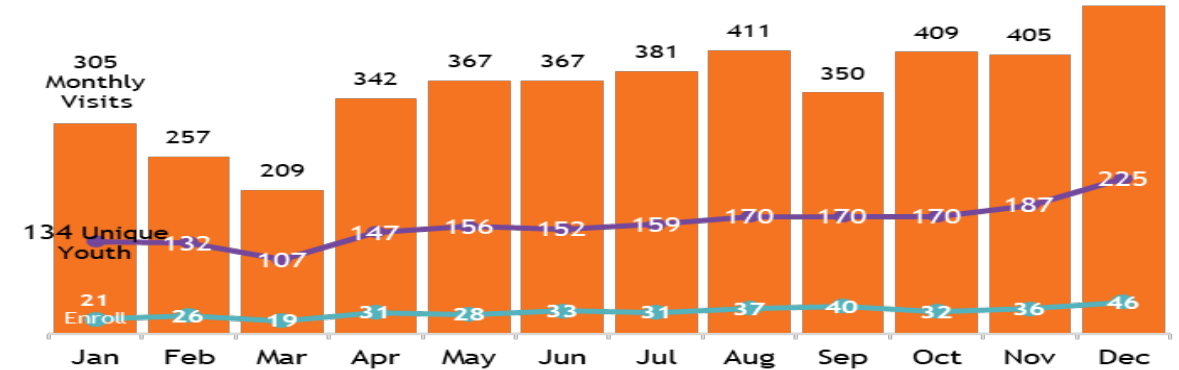
Dollars toward rent supports = **\$7,354**

Year Over Year H4Y Center Data

2025



2024



2023

